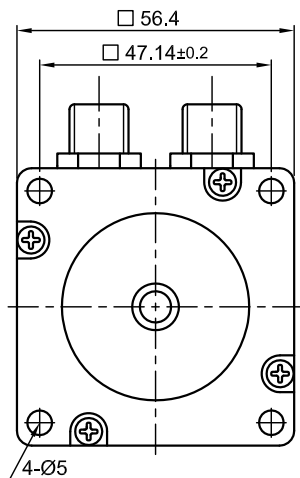
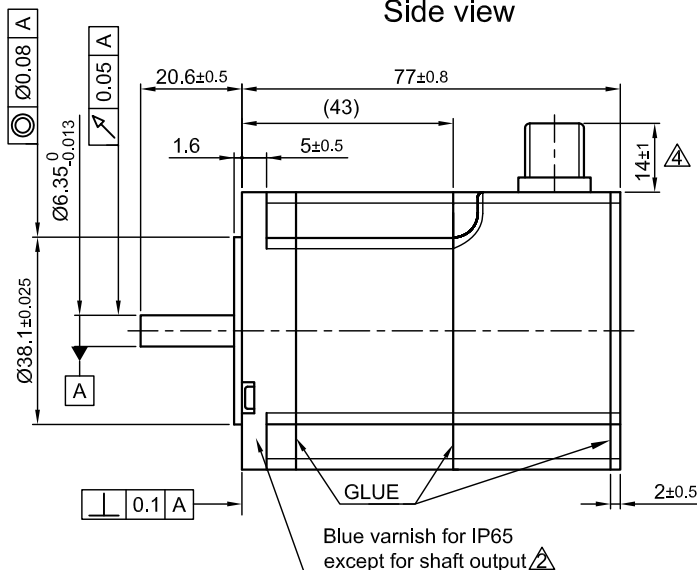


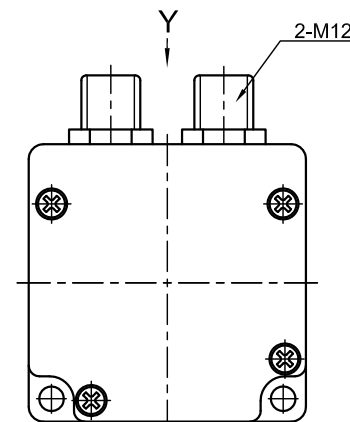
Front view and mounting



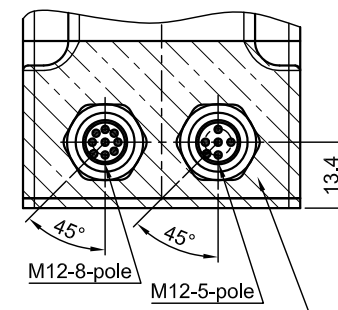
Side view



Rear view



Y view



* Temperature on marked area must not exceed 80°C. From 50°C to 80°C follow derating curve.

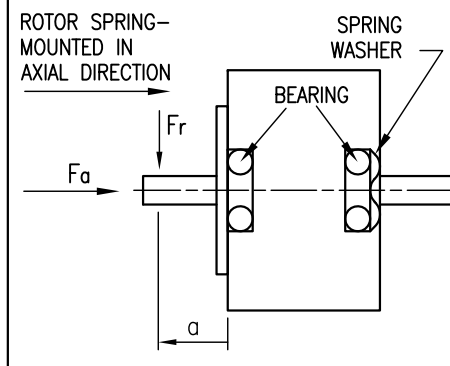
SPECIFICATION	CONNECTION	BIPOLAR PARALLEL
VOLTAGE (VDC)		2.4
AMPS/PHASE		2.82 * Δ
RESISTANCE/PHASE (Ohms)@25°C		0.85±10%
INDUCTANCE/PHASE (mH) @1KHz		2.5±20% Δ
HOLDING TORQUE (Nm) [lb-in]		1.24 [10.96] Δ
DETENT TORQUE (Nm) [lb-in]		0.04 [0.354]
STEP ANGLE (°)		1.8
STEP ACCURACY (NON-ACCUM)		±5% Δ
ROTOR INERTIA (Kg-m ²) [lb-in ²]		3.0x10 ⁻⁵ [0.102]
WEIGHT (Kg) [lb]		0.85 [1.88]

FULL STEP 2 PHASE-Ex., WHEN FACING MOUNTING END (X)

STEP	A	B	A\	B\	CCW
1	+	+	-	-	
2	-	+	+	-	
3	-	-	+	+	
4	+	-	-	+	

* Δ

PERMISSIBLE RADIAL+AXIAL FORCE



M12-5 pole Motor		M12-8 pole Encoder	
PIN. NO.	ASSIGNMENT	PIN NO.	ASSIGNMENT
1	A\	1	A
2	A	2	A\
3	B	3	B
4	B\	4	B\
5	HOUSING	5	GND
		6	I\ Δ
		7	I Δ
		8	Vcc (5V)
		HOUSING	GND/SHIELDING

TEMPERATURE RISE: MAX.80°C (MOTOR STANDSTILL; FOR 2 PHASE ENERGIZED) * Δ
AMBIENT TEMPERATURE -10~ 50°C [14°F ~ 122°F] * Δ
INSULATION RESISTANCE 100 MOhm (UNDER NORMAL TEMPERATURE AND HUMIDITY)
INSULATION CLASS B 130° [266°F]
DIELECTRIC STRENGTH 500VAC FOR 1 MIN. (BETWEEN THE MOTOR COILS AND THE MOTOR CASE)
AMBIENT HUMIDITY MAX. 85% (NO CONDENSATION)

AXIAL-FORCE Fa (N)	Fa=15			
DISTANCE a (mm)	5	10	15	20
RADIAL-FORCE Fr (N)	130	90	70	52
	AXIAL	RADIAL		
SHAFT PLAY (mm)	0.08	0.02		
AT LOAD MAX: (N)	4.5	4.5		

CABLE MOTOR: ZK-M12-5-2m(5m) STRAIGHT OR 90° ANGLED
 CABLE ENCODER: ZK-M12-8-2m(5m) STRAIGHT OR 90° ANGLED

5	change values	17.08.16	A.S.		APVD	S.Ha.	09.11.09	STEPPER MOTOR IN PROTECTION
4	warning notice/ rework draw	05.04.16	A.S.		CHKD			
3	PIN I AND I\ INTERCHANGED	16.03.11	J.W.	Surface specification DIN ISO 1302	DRN	J.W.	09.11.09	DWG.NO
REV	DESCRIPTION	DATE	DRN	General tolerances DIN ISO 2768- cH	SIGNATURE		DATE	AS5918M2804-E
				Work piece edge DIN ISO 13715				